

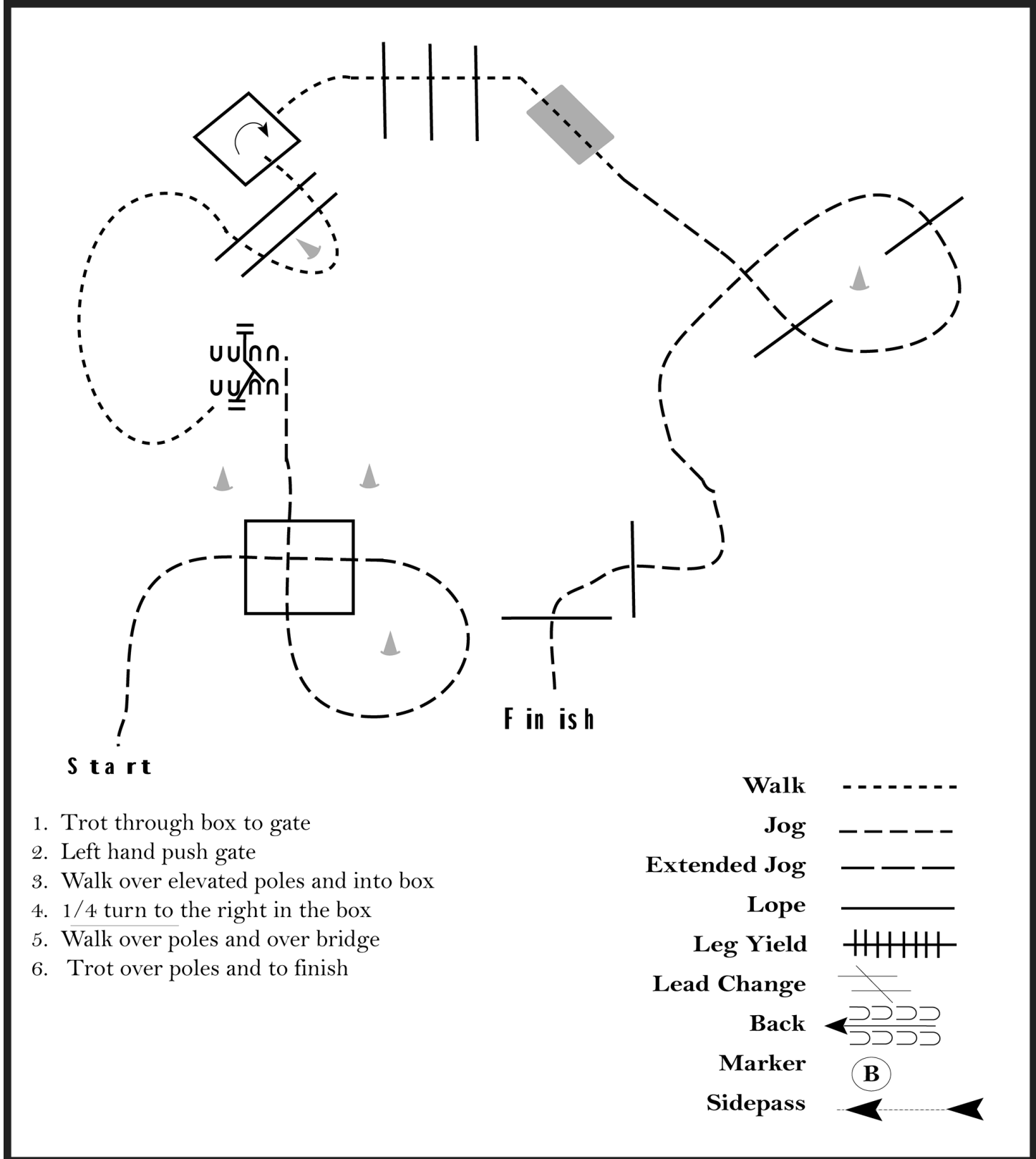
2025 MontanaFair

Trail (Yearling In-Hand & Walk Trot)

Show Date: 08-09-2025

www.HorseShowPatterns.com

www.HorseShowPatterns.com



S t a r t

F i n i s h

1. Trot through box to gate
2. Left hand push gate
3. Walk over elevated poles and into box
4. 1/4 turn to the right in the box
5. Walk over poles and over bridge
6. Trot over poles and to finish

Walk	-----
Jog	- - - - -
Extended Jog	- . - . -
Lope	—————
Leg Yield	
Lead Change	— / —
Back	← ← ← ← ←
Marker	Ⓚ
Sidepass	← — — — — →

[T/1-5]

Pattern Provided by:
Show Management

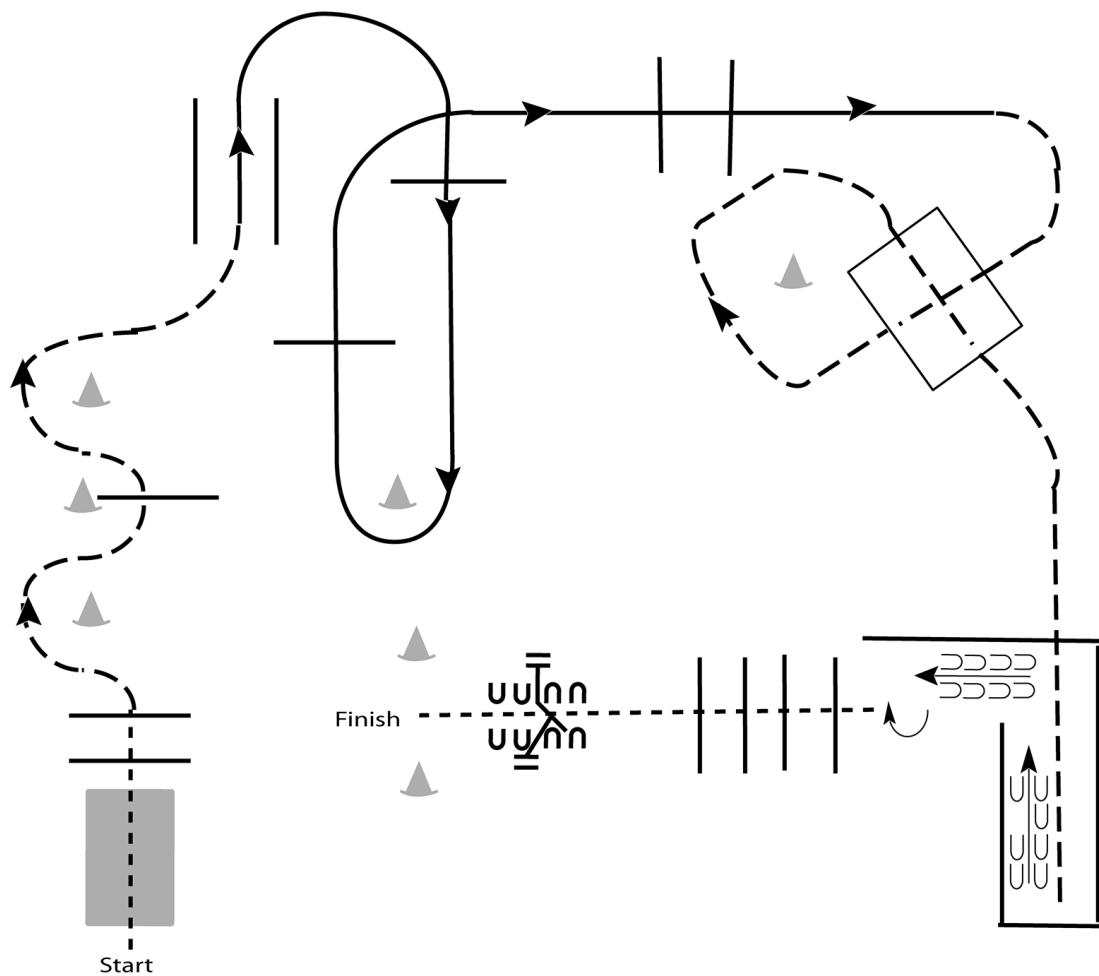
2025 MontanaFair

Trail (Youth 14-18, Open, Stakes)

Show Date: 08-09-2025

www.HorseShowPatterns.com

www.HorseShowPatterns.com



Begin at Start.

1. Walk over bridge and over poles.
2. Jog through serpentine and over pole.
3. Lope on the right lead over poles.
4. Jog through box and into chute.
5. Back the L.
6. Turn 180 degrees and walk over elevated poles.
7. Work gate with left hand.

Walk	-----
Jog	-----
Extended Jog	-----
Lope	—————
Leg Yield	
Lead Change	—/—
Back	←←←←
Marker	Ⓚ
Sidepass	←-----→

[T/2-7]

Pattern Provided by:
Show Management

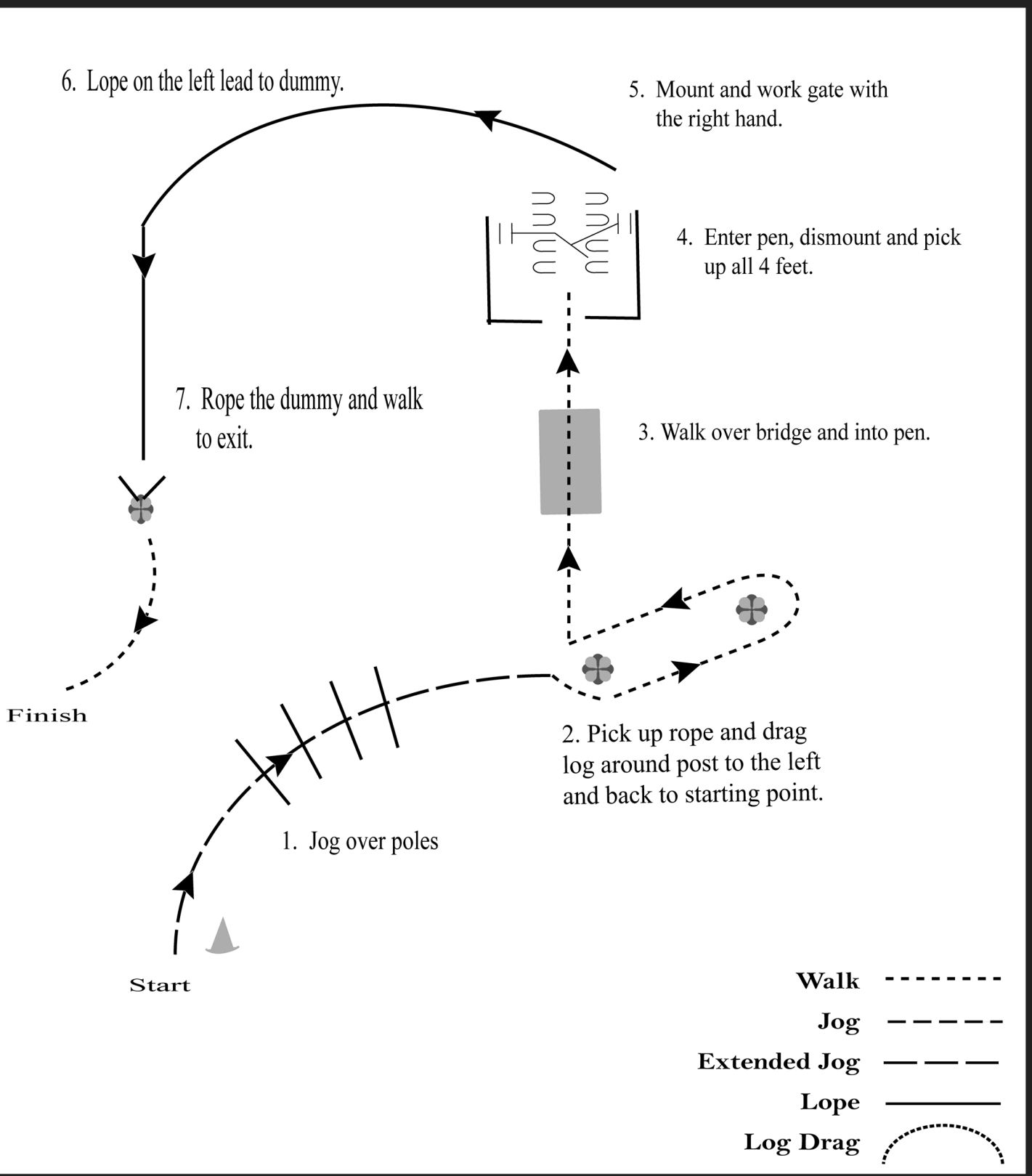
2025 MontanaFair

Ranch Trail

Show Date: 08-09-2025

www.HorseShowPatterns.com

www.HorseShowPatterns.com



[RT/6]

Pattern Provided by:
Show Management

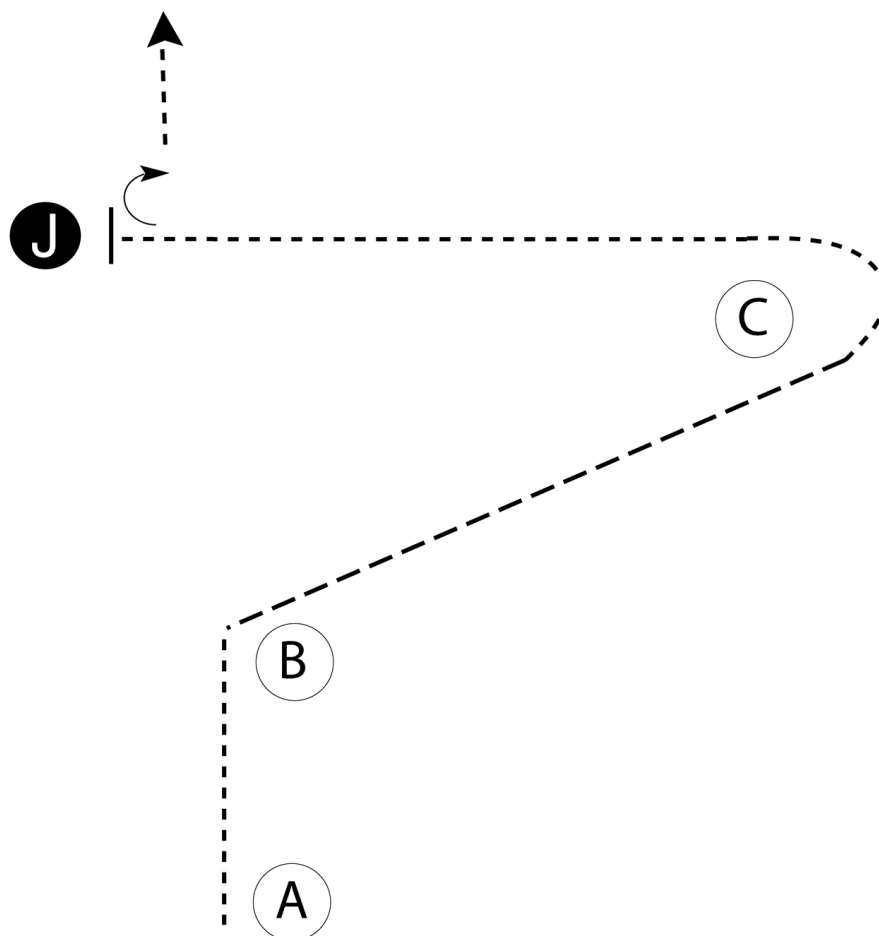
2025 MontanaFair

Showmanship (Walk Trot, Youth 13 & Under)

Show Date: 08-10-2025

w w w . H o r s e S h o w P a t t e r n s . c o m

w w w . H o r s e S h o w P a t t e r n s . c o m



Be ready at A.

1. When acknowledged, walk to B.
2. Trot to C.
3. Walk around C and to judge.
4. Stop and set up for inspection.
5. When dismissed, perform a 90 degree turn and walk away from judge.

Follow the directions of your ring steward.

Walk	-----
Trot	- - - - -
Back	←
Marker	ⓑ
Judge	ⓐ

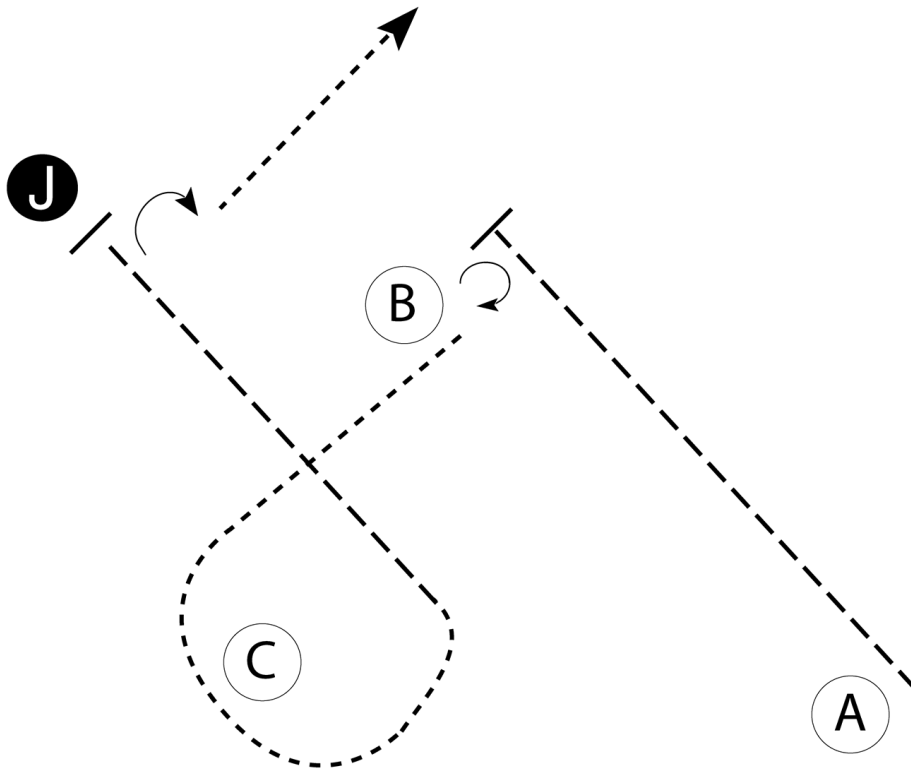
[S/WT-57]

Pattern Provided by:
Show Management

2025 MontanaFair

Showmanship (Youth 14-18, Open, Stakes)

Show Date: 08-10-2025



Be ready at A.

1. Trot from A to B.
2. Stop just before B and perform a 270 degree turn.
3. Walk to and around C as shown.
4. Trot to judge.
5. Stop and set up for inspection.
6. When dismissed, perform a 90 degree turn and walk away.

Follow the instructions of your ring steward.

Walk	-----
Trot	-----
Back	← ⏏ ⏏ ⏏
Marker	Ⓚ
Judge	Ⓝ

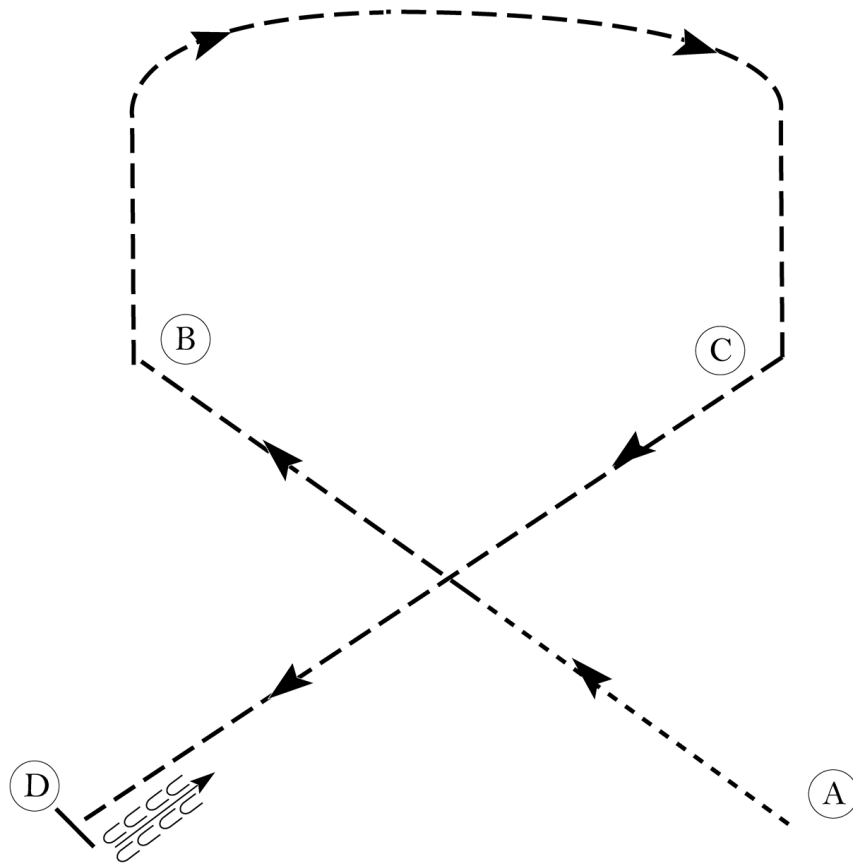
[S/2-47]

Pattern Provided by:
Show Management

2025 MontanaFair

English Equitation (Walk Trot)

Show Date: 08-10-2025



Be ready at A.

1. Walk 1/2 way to B.
2. Posting trot on the left diagonal to B.
3. Sitting trot to C.
4. Posting trot on the right diagonal 1/2 way to D.
5. Sitting trot to D.
6. Halt at D and back approximately one horse length.

Exit at a sitting trot.

Walk	-----
Trot	- - - - -
Extended Trot	— — — — —
Canter	—————
Leg Yield	
Lead Change	— / —
Back	← ← ← ← ←
Marker	(B)
Sidepass	← ← ← ← ←
Hand Gallop	— — — — —

[HSE/WT-23]

Pattern Provided by:
Show Management

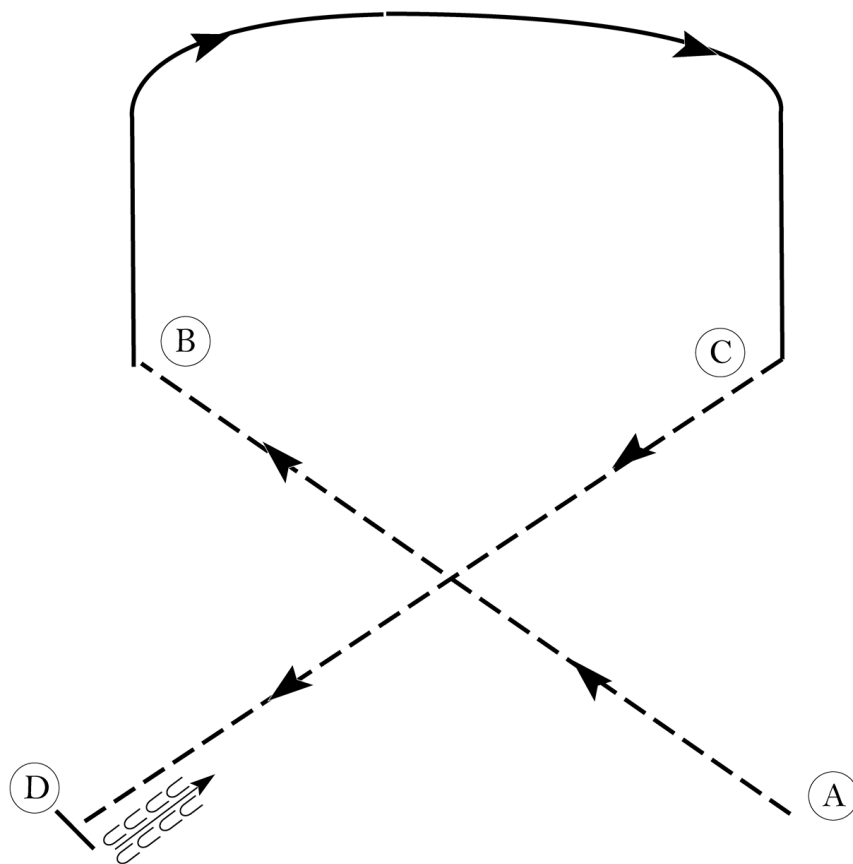
w w w . H o r s e S h o w P a t t e r n s . c o m

w w w . H o r s e S h o w P a t t e r n s . c o m

2025 MontanaFair

English Equitation (Youth 13 & Under)

Show Date: 08-10-2025



Be ready at A.

1. Posting trot on the left diagonal to B.
2. Canter right lead to C.
3. Posting trot on the right diagonal 1/2 way to D.
4. Sitting trot to D.
5. Halt at D and back approximately one horse length.

Exit at a sitting trot.

Walk	-----
Trot	- - - - -
Extended Trot	— — — — —
Canter	—————
Leg Yield	
Lead Change	— / —
Back	← ← ← ← ←
Marker	(B)
Sidepass	← ← ← ← ←
Hand Gallop	— — — — —

[HSE/1-23]

Pattern Provided by:
Show Management

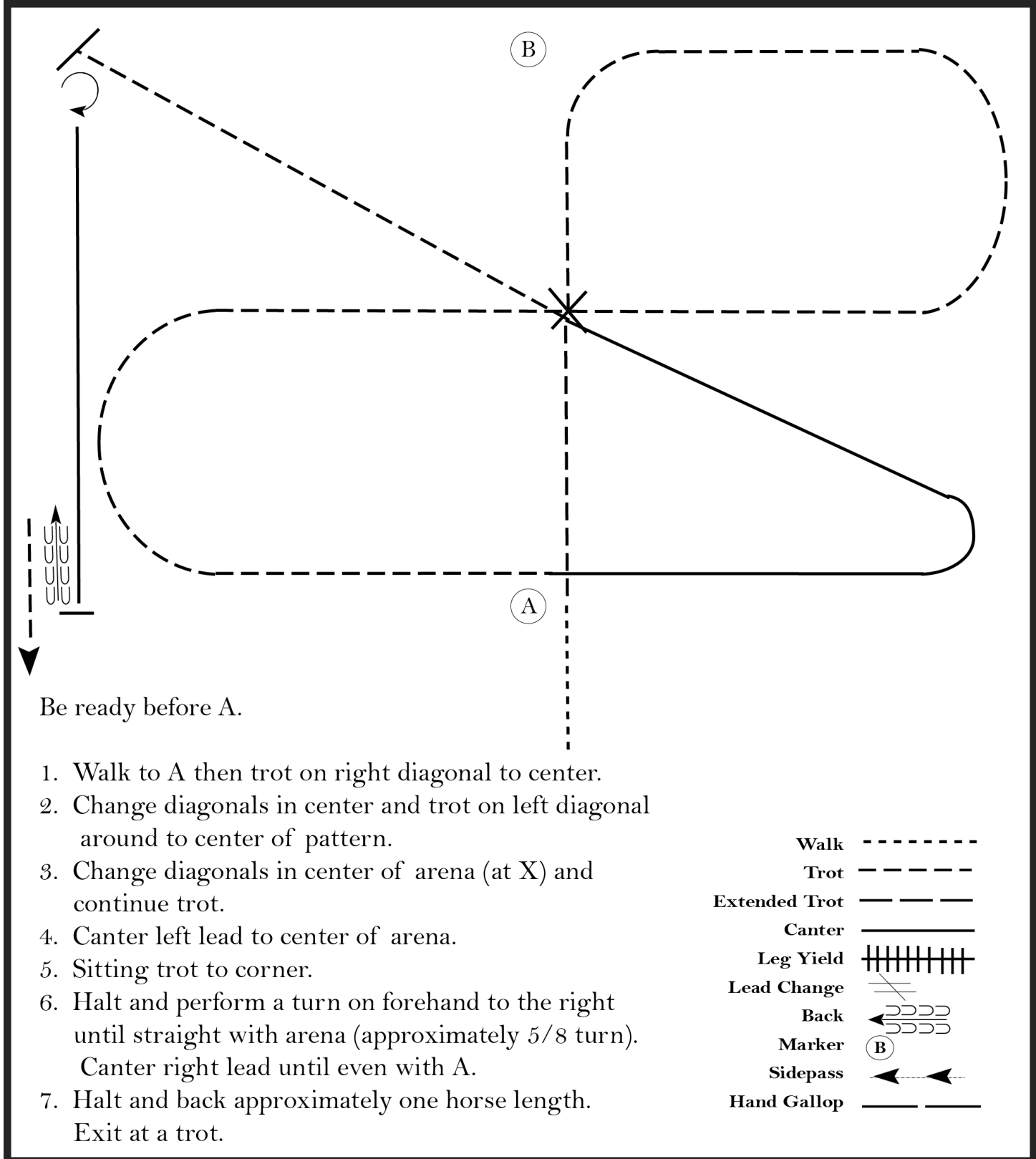
2025 MontanaFair

English Equitation (Youth 14-18, Open, Stakes)

Show Date: 08-10-2025

www.HorseShowPatterns.com

www.HorseShowPatterns.com



Be ready before A.

1. Walk to A then trot on right diagonal to center.
2. Change diagonals in center and trot on left diagonal around to center of pattern.
3. Change diagonals in center of arena (at X) and continue trot.
4. Canter left lead to center of arena.
5. Sitting trot to corner.
6. Halt and perform a turn on forehand to the right until straight with arena (approximately 5/8 turn).
Canter right lead until even with A.
7. Halt and back approximately one horse length.
Exit at a trot.

Walk	-----
Trot	- - - - -
Extended Trot	- - - - -
Canter	—————
Leg Yield	
Lead Change	↘↘↘
Back	←←←
Marker	Ⓚ
Sidepass	←- - - -→
Hand Gallop	—————

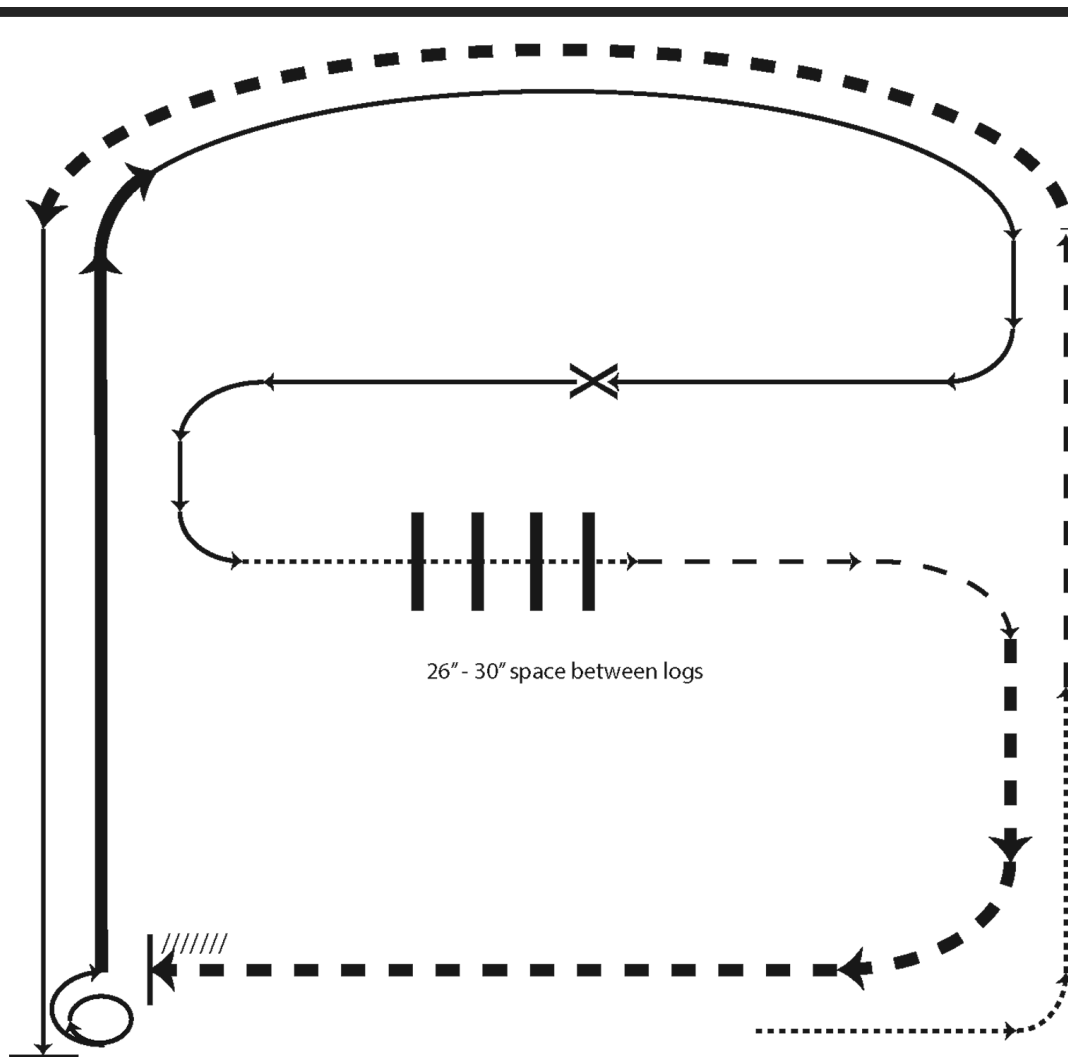
[HSE/2-113]

Pattern Provided by:
Show Management

2025 MontanaFair

Ranch Riding

Show Date: 08-10-2025



- X Lead Change
- Walk
- - - Trot
- - - Ext Trot
- — — Lope
- — — Ext Lope
- /////// Back

1. Walk
2. Trot
3. Extended trot
4. Left lead lope
5. Stop, 1 1/2 turn right
6. Extended lope
7. Collect to working lope-right lead
8. Change leads (simple or flying)
9. Walk
10. Walk over logs
11. Trot
12. Extended trot
13. Stop and back

[RR/AQHA-2]

Pattern Provided by:
Show Management

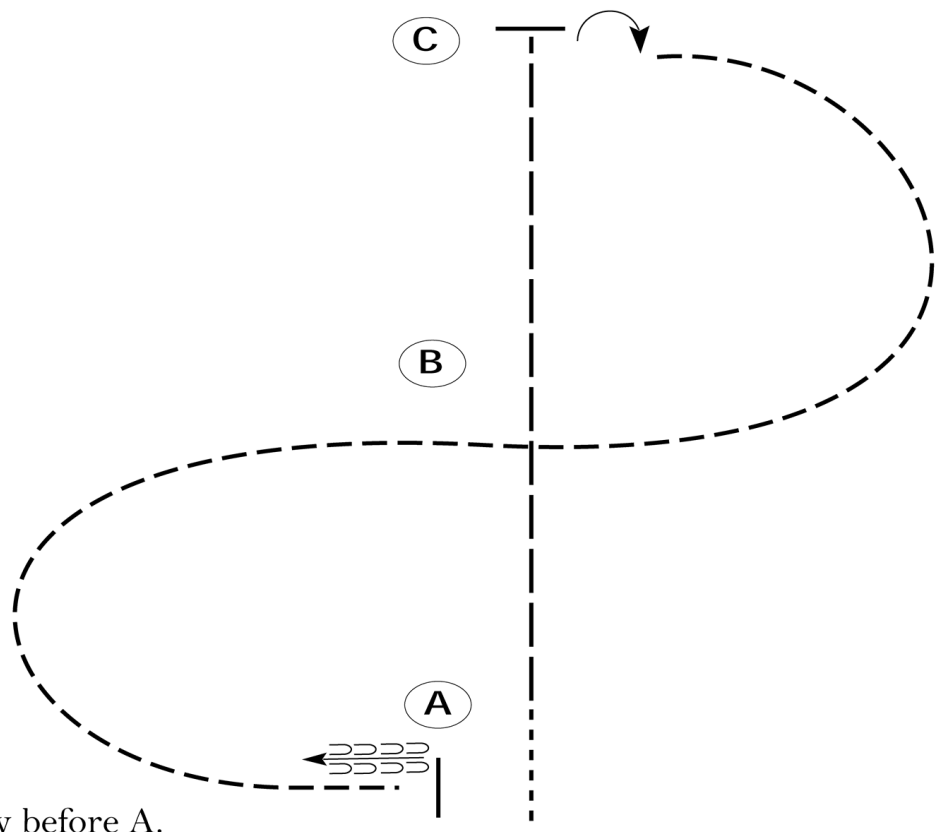
2025 MontanaFair

Western Horsemanship (Walk Trot)

Show Date: 08-10-2025

w w w . H o r s e S h o w P a t t e r n s . c o m

w w w . H o r s e S h o w P a t t e r n s . c o m



Be ready before A.

1. Walk to A.
2. Perform an extended jog from A to C.
3. Stop at C and turn 90 degrees to the right.
4. Jog half a circle to B.
5. Continue at a jog in a half circle to A.
6. Stop at A and back approximately one horse length.

Follow the instructions of your ring steward.

Walk	-----
Jog	- - - - -
Extended Jog	— — — —
Lope	—————
Leg Yield	
Lead Change	— / —
Back	← — — — — — — — — —
Marker	⊙ B
Sidepass	← — — — — →

[WH/WT-30]

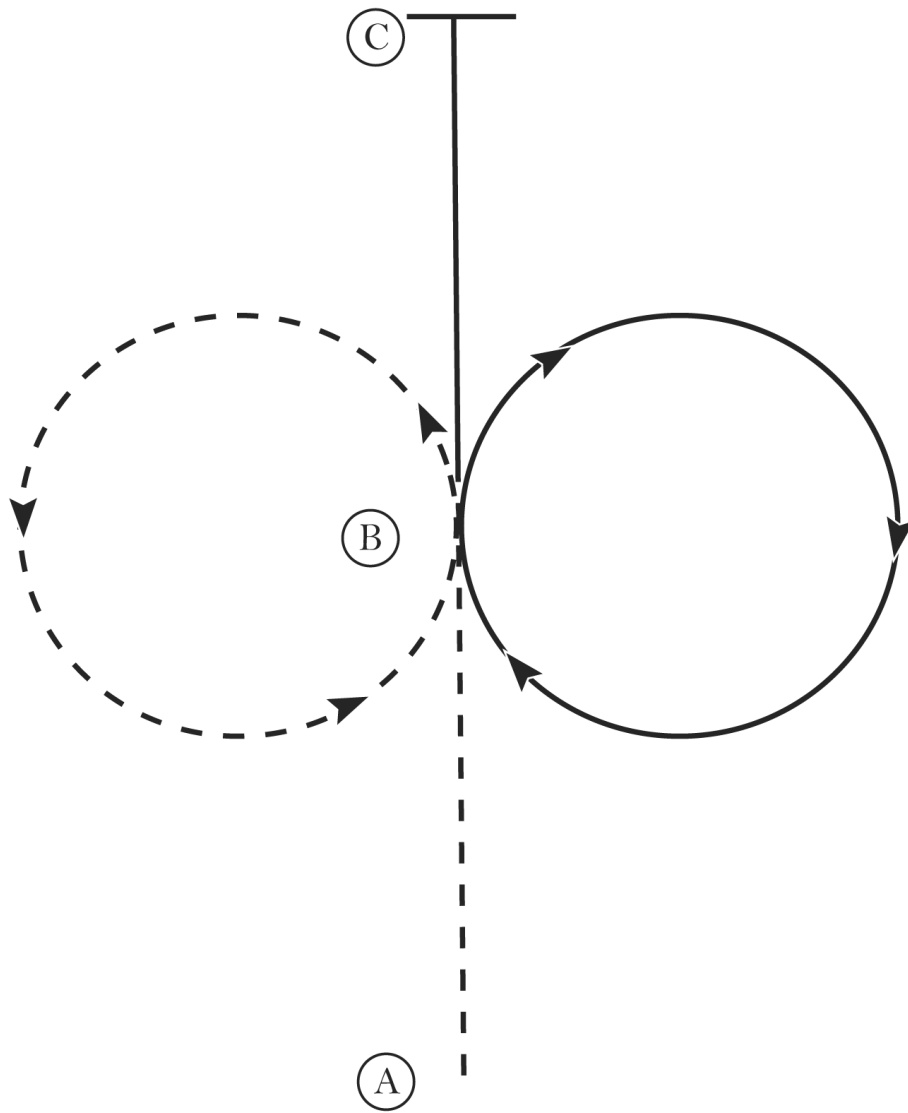
Pattern Provided by:
Show Management

2025 MontanaFair

Western Horsemanship (Youth 13 & Under)

Show Date: 08-10-2025

1. Jog A to B
2. At B jog a circle to the left
3. At B lope a circle to the right on the right lead
4. Continue the lope to C
5. At C stop



Walk
Jog	-----
Extended Jog	-----
Lope	—————
Leg Yield	
Lead Change	↘
Back	←←←←← ←←←←←
Marker	(B)
Sidepass	←-----←

[WH/1-9]

Pattern Provided by:
Show Management

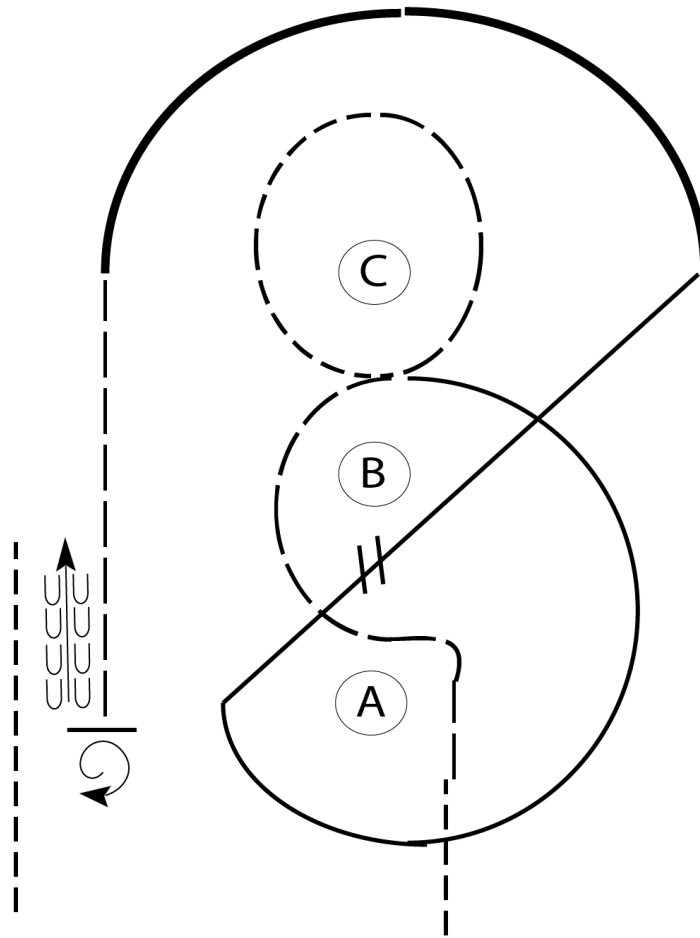
2025 MontanaFair

Western Horsemanship (Youth 14-18, Open, Stakes)

Show Date: 08-10-2025

www.HorseShowPatterns.com

www.HorseShowPatterns.com



Be ready before A.

1. Begin at a jog and build to an extended jog by the time you reach A. Extend the jog through A, B and C as shown.
2. At the top of C, slow to a jog and jog a half circle.
3. Right lead lope around A as shown.
4. Change leads between A and B.
5. Lope left lead then extend the lope in a half circle around C.
6. When even with C, extend the jog until even with A and stop.
7. Perform a full turn right then back approximately one horse length.
8. Jog to exit.

Walk
Jog	-----
Extended Jog	- - - - -
Lope	—————
Lead Change	///
Back	←—————
Marker	ⓑ

[WH/2-114]

Pattern Provided by:
Show Management