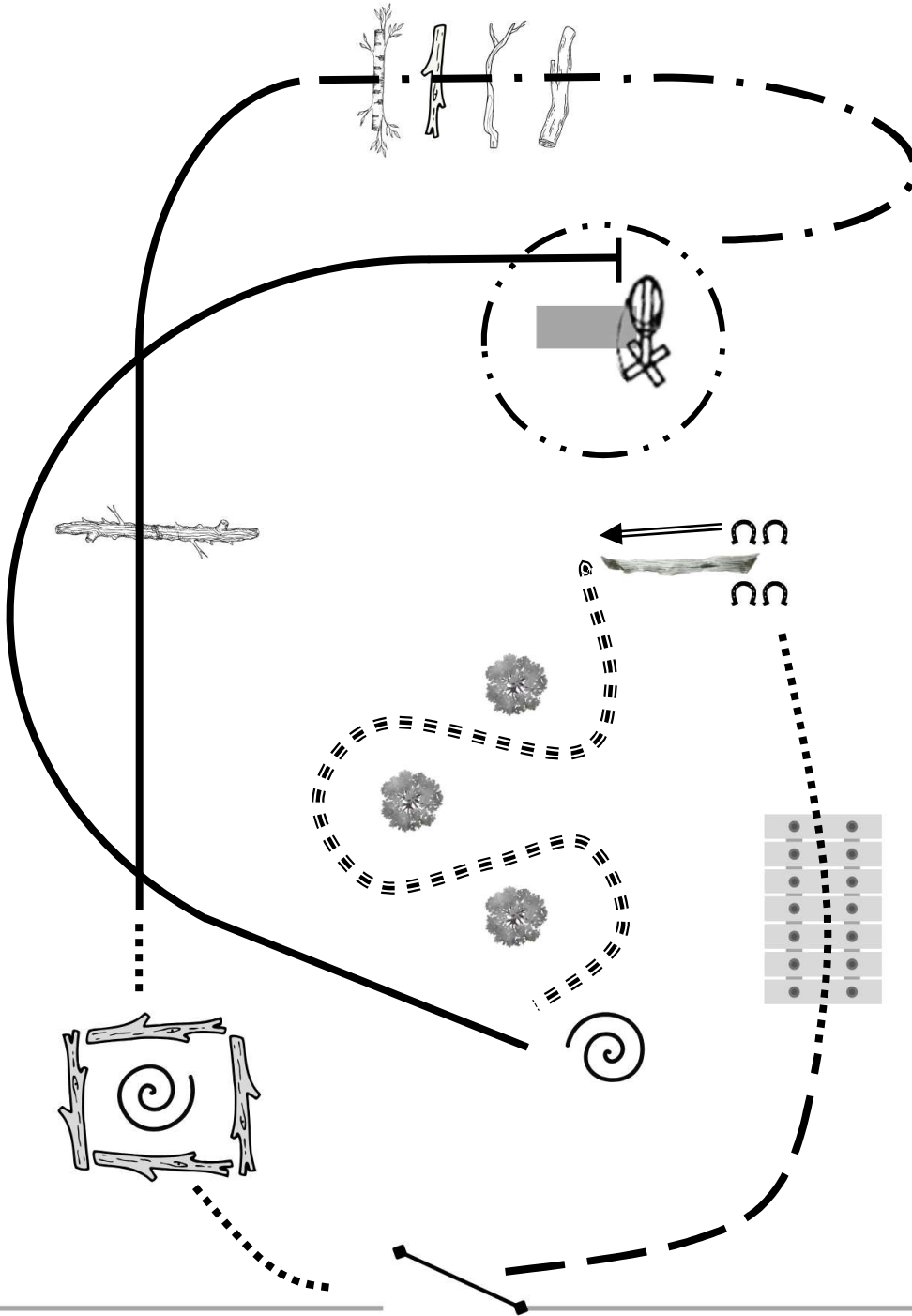








2025 Spark Some Fun Ranch Trail Pattern



- 1) Enter through the Gate.
- 2) Extended Trot towards the bridge, slow to a walk and walk over the Bridge.
- 3) Side Pass to the Left over the log.
- 4) Back around the logs and complete a 270° to the right.
- 5) Depart in the Right Lead, lope towards the drag obstacle and stop.
- 6) Drag the obstacle in a circle.
- 7) Trot to and over the logs.
- 8) Take the Left Lead and Lope Over the log.
- 9) Slow to a walk. Walk into the box and stop. Turn 360° in either direction. Exit at the walk.

SYMBOL KEY

-  **LOPE**
 **TROT**
 **EXT. TROT**
 **WALK**
 **BACK**
 **SIDE PASS**