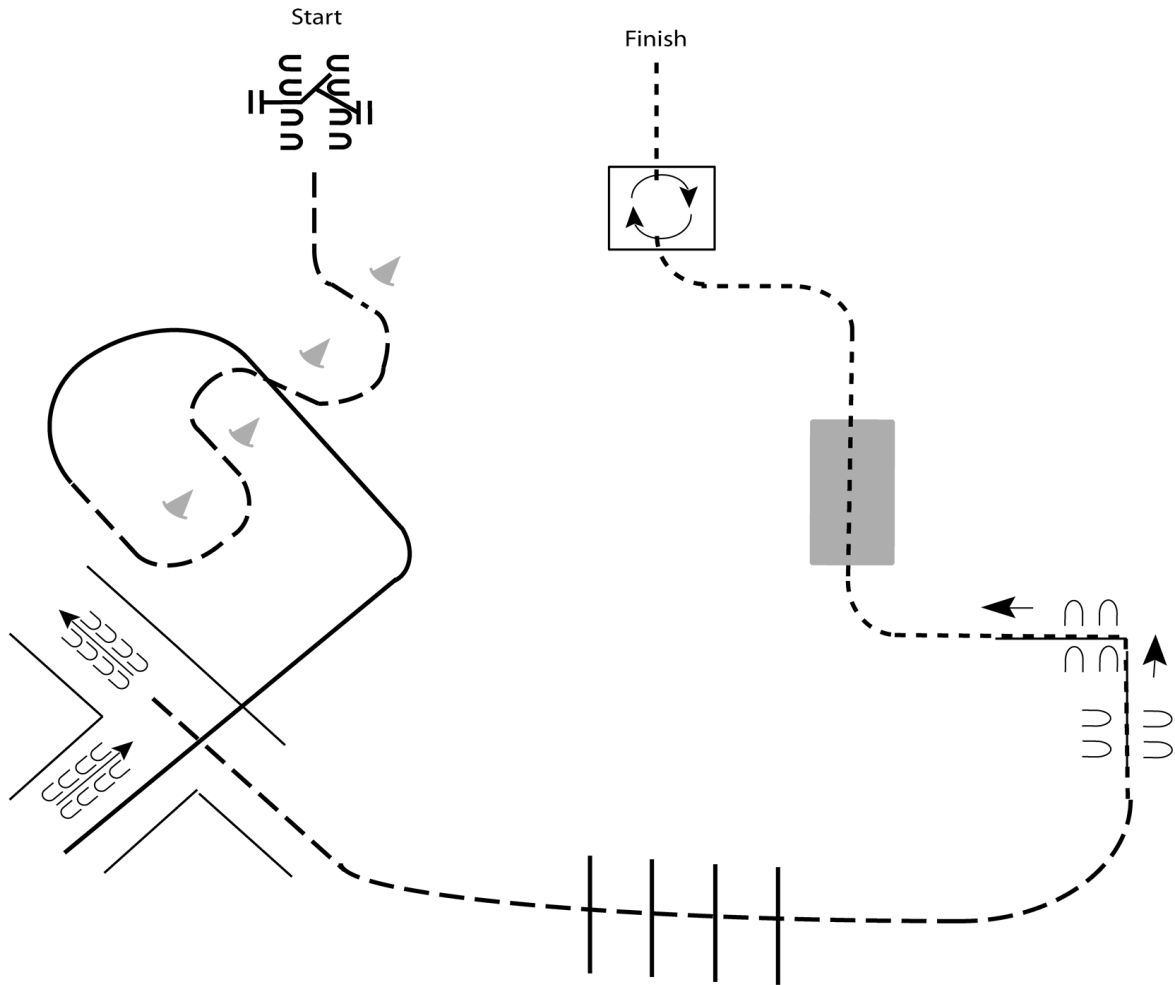


2024 Montana Fair Open Horse Show

Trail (Youth All Ages)

Show Date: 08-11-2024



Be ready at start

1. Work gate with the left hand.
2. Jog through cones
3. Lope right lead into chute
4. Back the L
5. Jog over poles to sidepass
6. Sidepass left over poles
7. Walk over bridge and into box
8. Perform a 360 degree turn to the right, walk out of box and to finish

Walk	-----
Jog	- - - - -
Extended Jog	— — — — —
Lope	—————
Leg Yield	
Lead Change	— / —
Back	←←←←←
Marker	ⓑ
Sidepass	←-----→

[T/1-2]

Pattern Provided by:
Show Management

www.HorseShowPatterns.com

www.HorseShowPatterns.com

www.HorseShowPatterns.com



- www.HorseShowPatterns.com

www.HorseShowPatterns.com

www.HorseShowPatterns.com

www.HorseShowPatterns.com

www.HorseShowPatterns.com

www.HorseShowPatterns.com

www.HorseShowPatterns.com

www.HorseShowPatterns.com

www.HorseShowPatterns.com

www.HorseShowPatterns.com

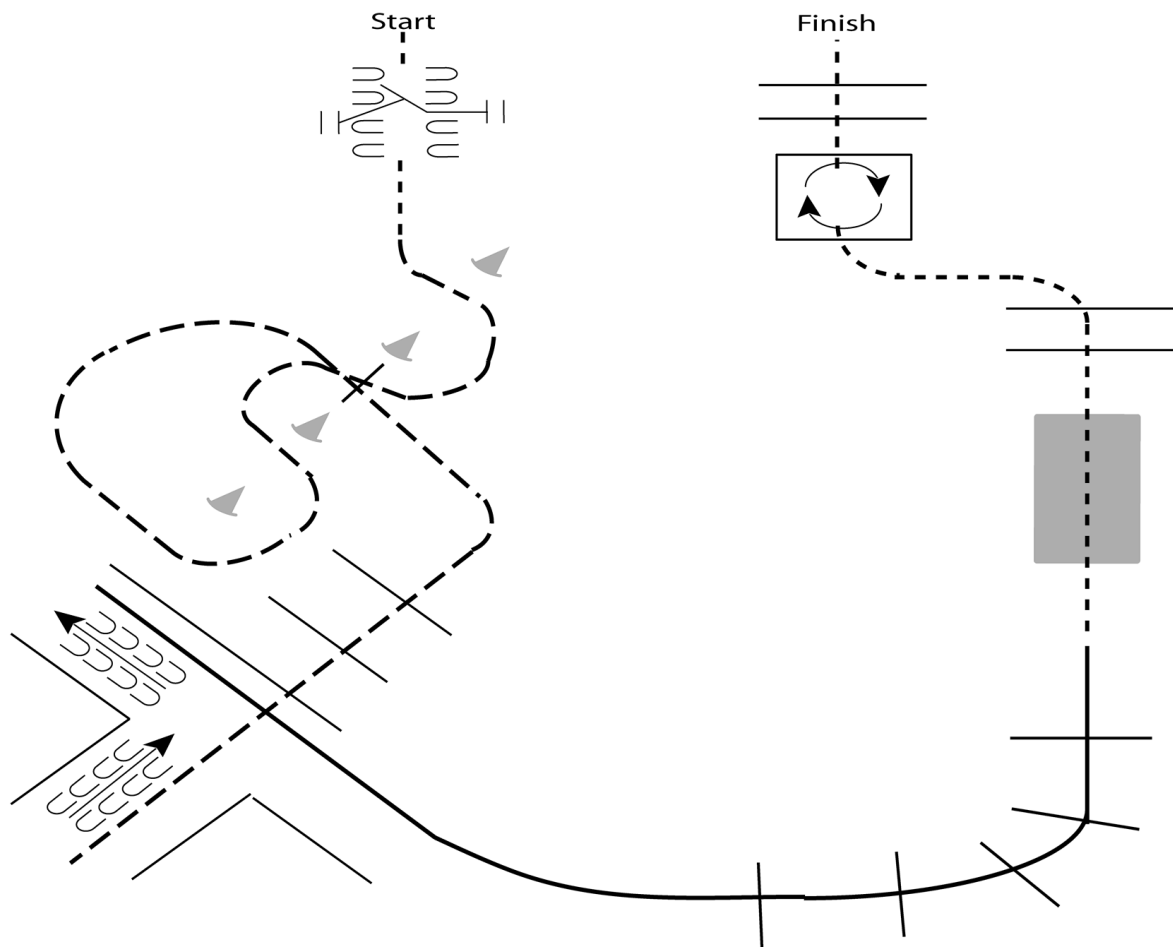
www.HorseShowPatterns.com

www.HorseShowPatterns.com

www.HorseShowPatterns.com

2024 Montana Fair Open Horse Show Trail (Open)

Show Date: 08-11-2024



1. Walk to and work gate.
2. Jog through cones, over pole and into chute.
3. Back the L.
4. Lope on the left lead over poles to bridge.
5. Walk over bridge and elevated poles.
6. Walk into box and perform a 360 degree turn to the right.
7. Walk out of box and over elevated poles to finish.

Walk	-----
Jog	- - - - -
Extended Jog	- - - - -
Lope	=====
Leg Yield	
Lead Change	~
Back	←←←←←
Marker	ⓑ
Sidepass	←-----→

[T/2-4]

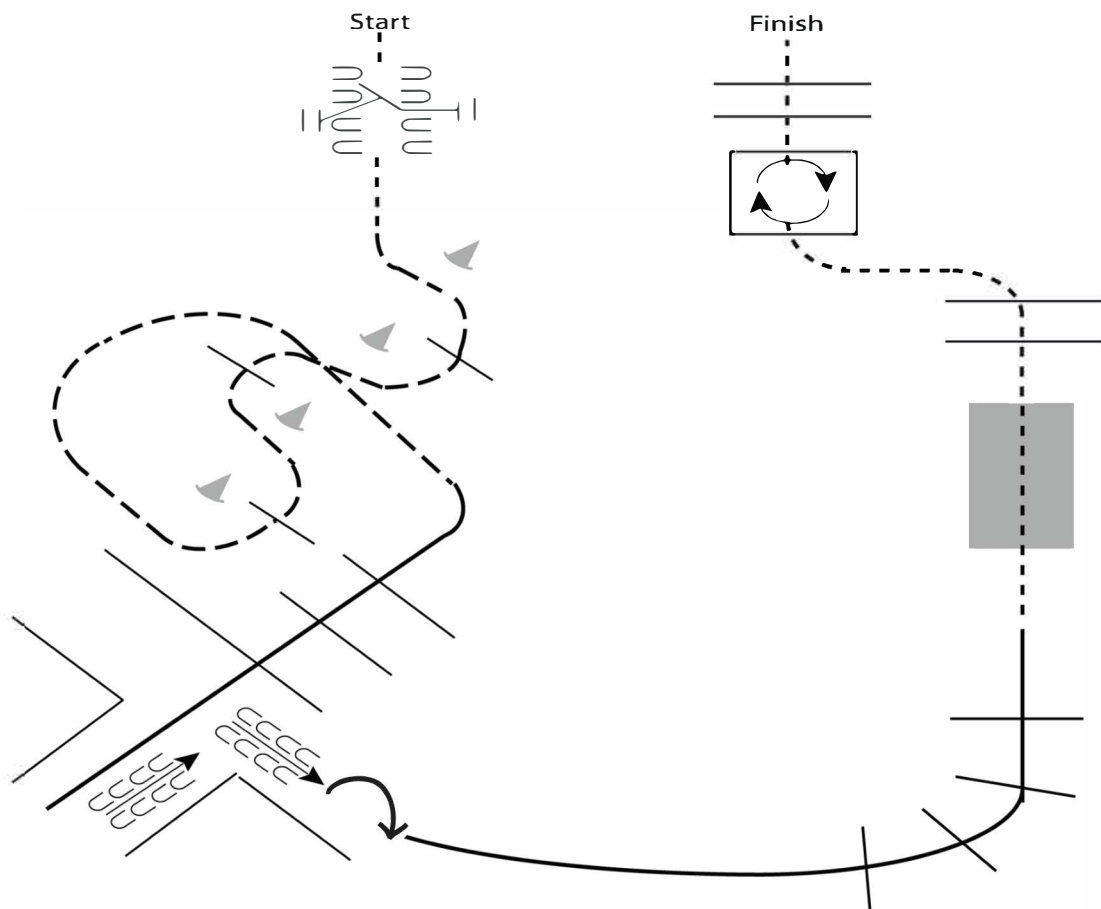
Pattern Provided by:
Show Management

2024 Montana Fair Open Horse Show Trail (Stakes)

Show Date: 08-11-2024

www.HorseShowPatterns.com

www.HorseShowPatterns.com



1. Walk to and work gate
2. Jog through cones and over elevated poles
3. Lope on the right lead over the poles and into the chute
4. Back out of chute and perform 180 degree turn to the right
5. Lope on the left lead over poles to bridge
6. Walk over bridge and elevated poles
7. Walk into box and perform a 360 degree turn to the right
8. Walk out of box and over elevated poles

Walk	-----
Jog	- - - - -
Extended Jog	- - - - -
Lope	=====
Leg Yield	
Back	←←←←←
Marker	(B)
Sidepass	←←←←←

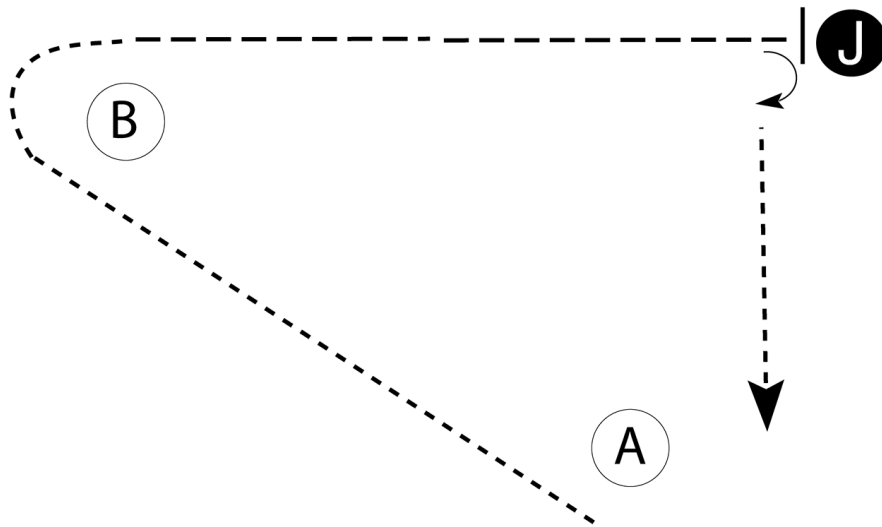
[T/3-1]

Pattern Provided by:
Show Management

2024 Montana Fair Open Horse Show

Showmanship (Walk Trot)


Show Date: 08-11-2024



Be ready at A.

1. When acknowledged, walk to and around B.
2. Trot from B to judge.
3. Stop at judge and set up for inspection.
4. When dismissed, turn 90 degrees..
5. Walk to exit.

Follow the instructions of your ring steward.

Walk	-----
Trot	- - - - -
Back	← 
Marker	(B)
Judge	(J)

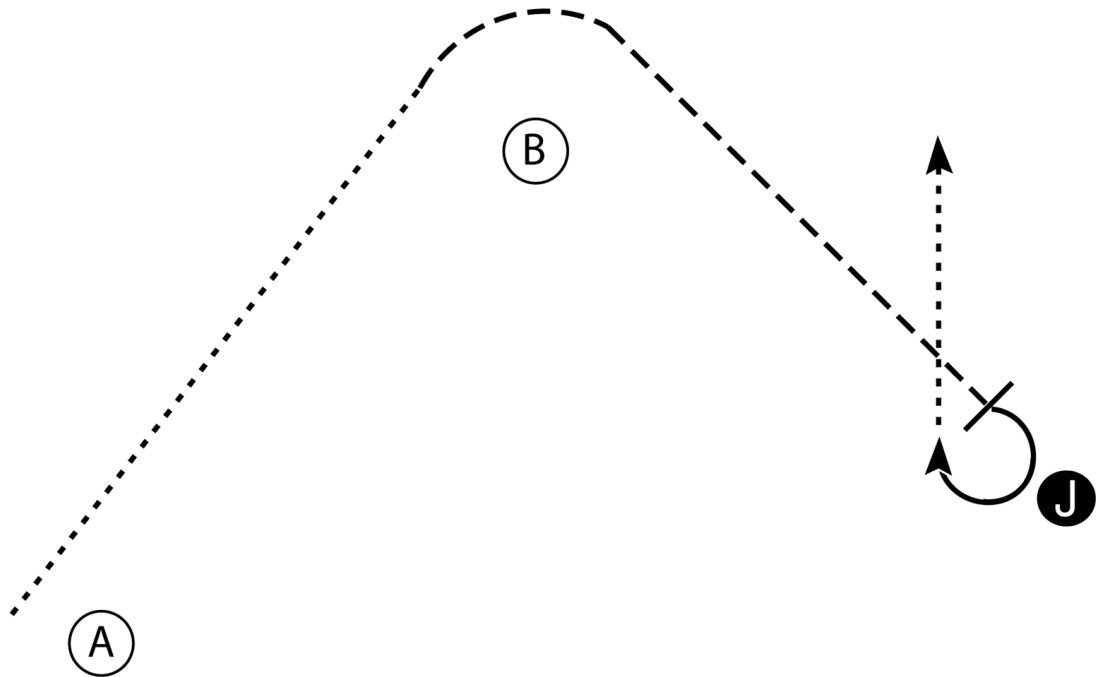
[S/WT-42]

Pattern Provided by:
Show Management


2024 Montana Fair Open Horse Show

Showmanship (Youth All Ages)

Show Date: 08-11-2024



1. Walk from A to B.
2. Trot from B to the Judge.
3. Stop and set up for inspection.
4. When dismissed perform a 270 degree turn and walk straight away from the Judge.

Walk
Trot - - - - -
Back ← 
Marker (B)
Judge (J)

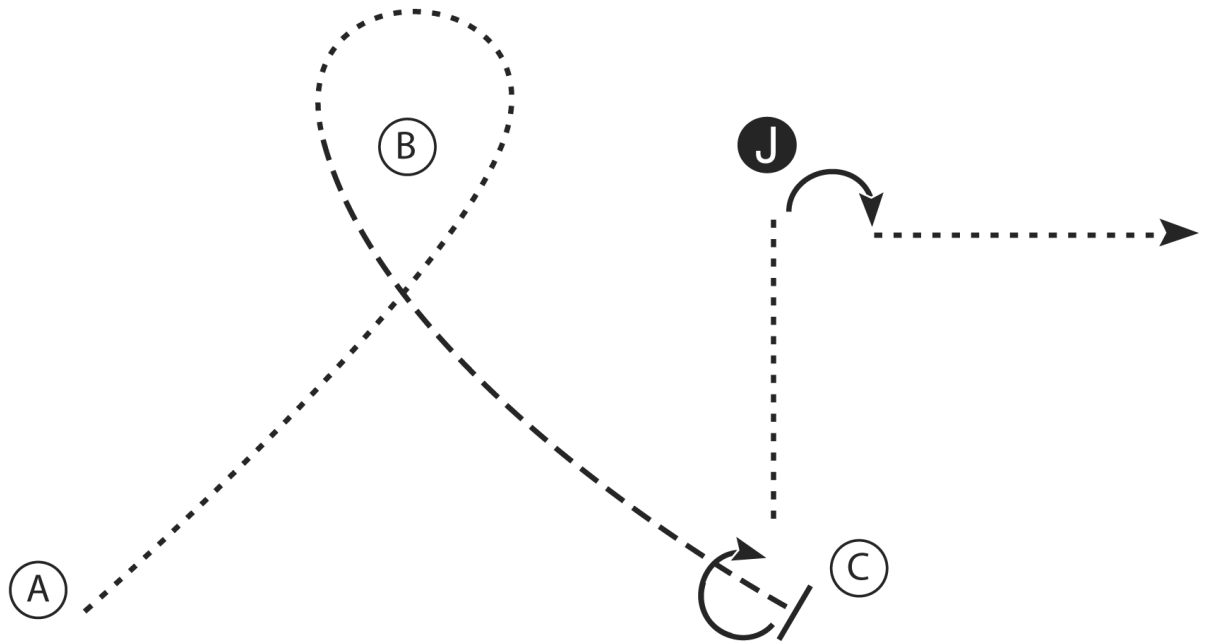
[S/1-12]

Pattern Provided by:
Show Management

2024 Montana Fair Open Horse Show

Showmanship (Open)

Show Date: 08-11-2024



1. Walk A to and around B
2. At B trot to C
3. Stop at C and perform a 225 degree turn
4. Walk to the judge and set up for inspection
5. When dismissed perform a 90 degree turn and walk straight away from the judge

Walk
Trot -----
Back ←
Marker (B)
Judge (J)

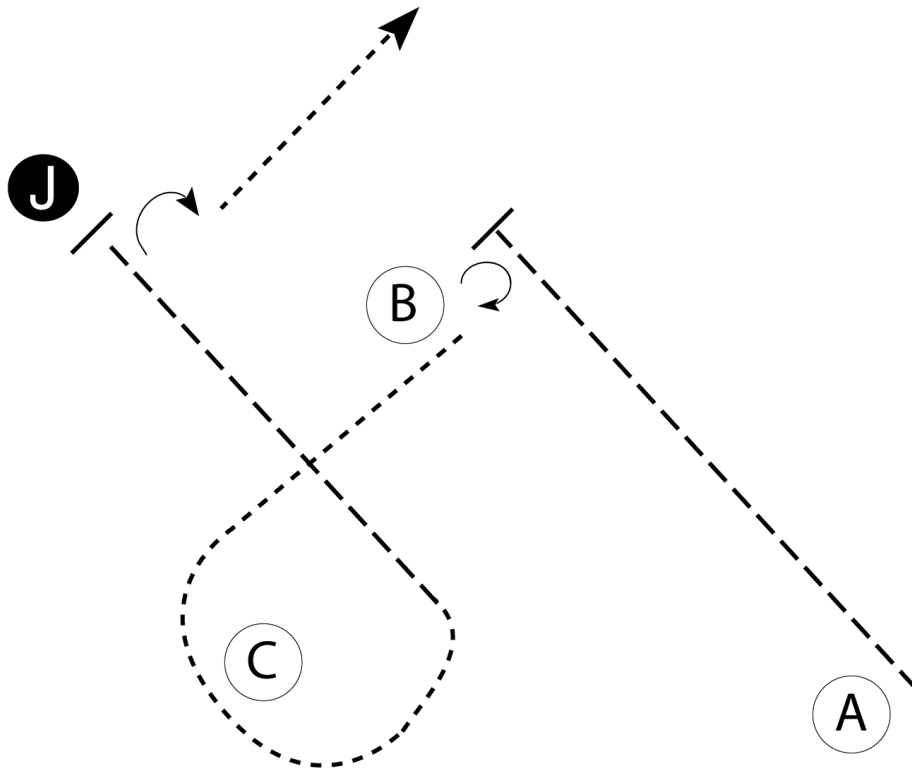
[S/1-1]

Pattern Provided by:
Show Management

2024 Montana Fair Open Horse Show

Showmanship (Stakes)

Show Date: 08-11-2024



Be ready at A.

1. Trot from A to B.
2. Stop just before B and perform a 270 degree turn.
3. Walk to and around C as shown.
4. Trot to judge.
5. Stop and set up for inspection.
6. When dismissed, perform a 90 degree turn and walk away.

Follow the instructions of your ring steward.

Walk	-----
Trot	- - - - -
Back	← ⊞ ⊞ ⊞ ⊞
Marker	⊞ B
Judge	⬤ J

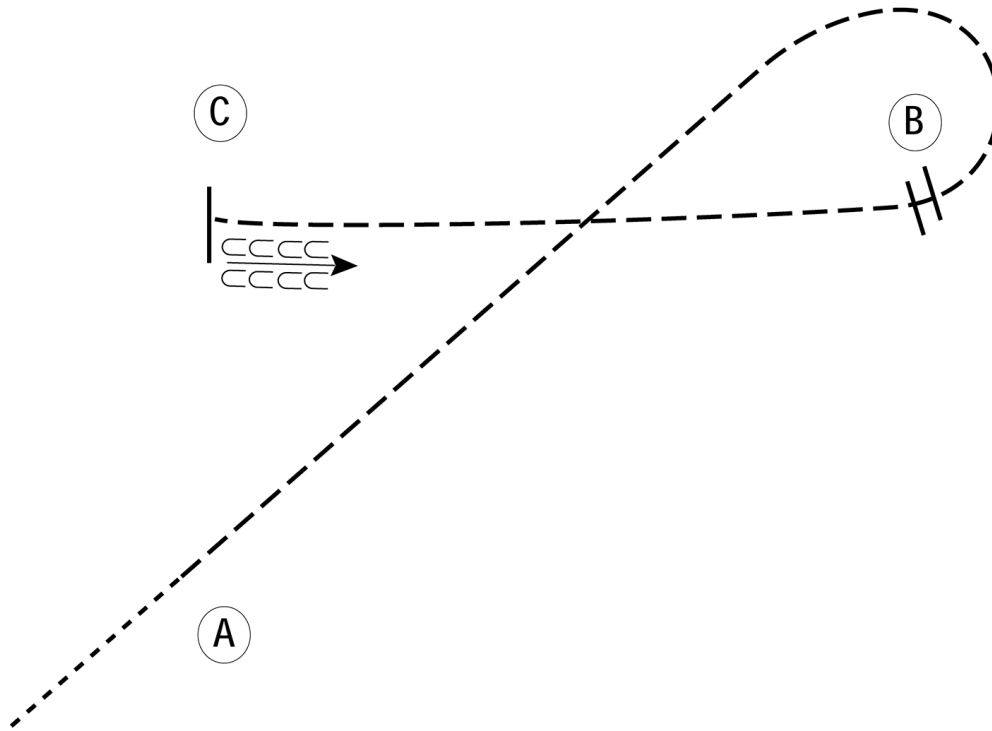
[S/2-47]

Pattern Provided by:
Show Management

2024 Montana Fair Open Horse Show

English Equitation (Walk Trot)

Show Date: 08-11-2024



Be ready before A.

1. Walk to A.
2. Posting trot on the left diagonal from A to and around B.
3. Change diagonals at B.
4. Posting trot on the right diagonal around to C.
5. Stop at C. Back approximately one horse length.
6. Follow the instructions of your ring steward.

Walk	-----
Trot	- - - - -
Extended Trot	- - - - -
Canter	
Leg Yield	
Lead Change	
Back	←
Marker	(B)
Sidepass	← - - - -
Hand Gallop	

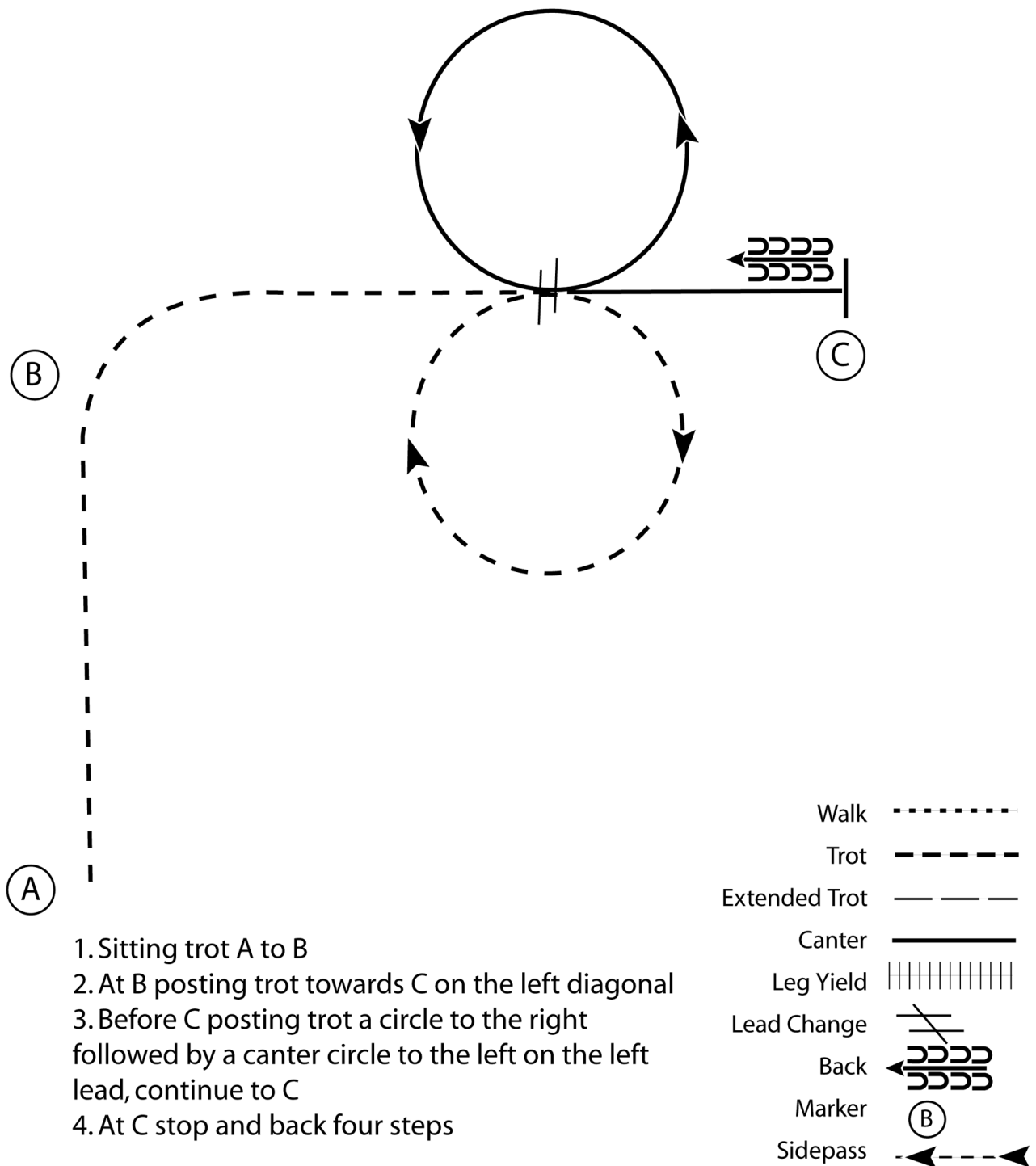
[HSE/WT-19]

Pattern Provided by:
Show Management

2024 Montana Fair Open Horse Show

English Equitation (Youth All Ages)

Show Date: 08-11-2024



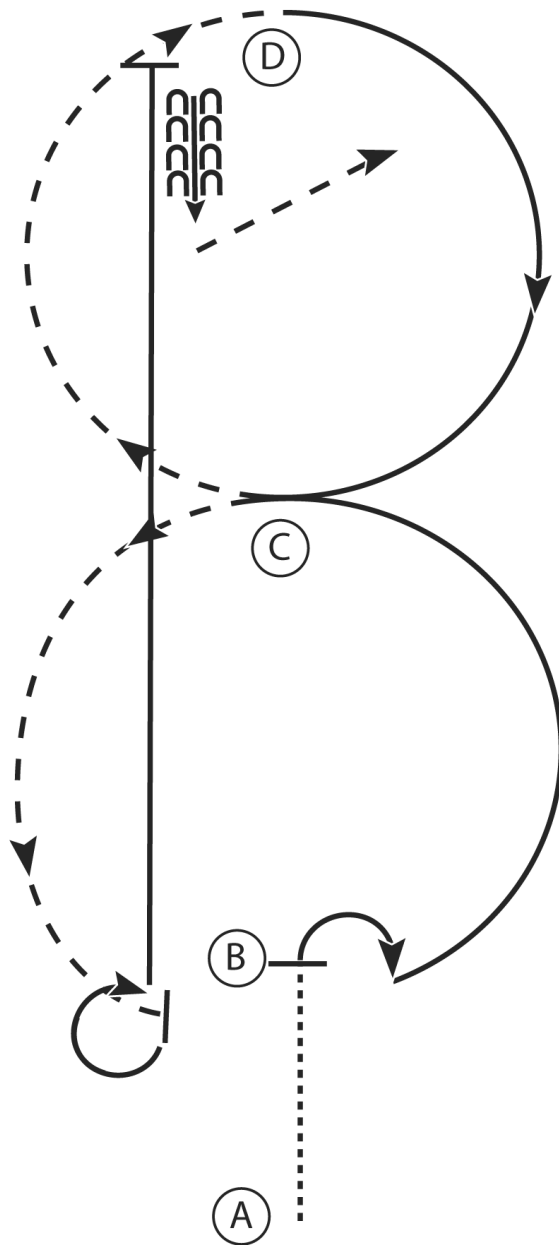
[HSE/1-10]

Pattern Provided by:
Show Management

2024 Montana Fair Open Horse Show

English Equitation (Stakes)

Show Date: 08-11-2024



1. Walk A to B
2. At B stop and perform a 90 degree turn to the right
3. Canter on the left lead in a half circle to C
4. At C posting trot in a half circle to D on the left diagonal
5. At D counter canter on the left lead in a half circle to C
6. At C posting trot a half circle to before B on the right diagonal
7. Before B stop and perform a 270 degree turn to the right
8. Hand gallop to D
9. At D stop and back 4 steps
10. Sitting trot to exit

Walk
Trot	-----
Extended Trot	-----
Canter	—————
Leg Yield	
Lead Change	—/—
Back	←←←←←
Marker	(B)
Sidepass	←-----←

[HSE/3-16]

Pattern Provided by:
Show Management

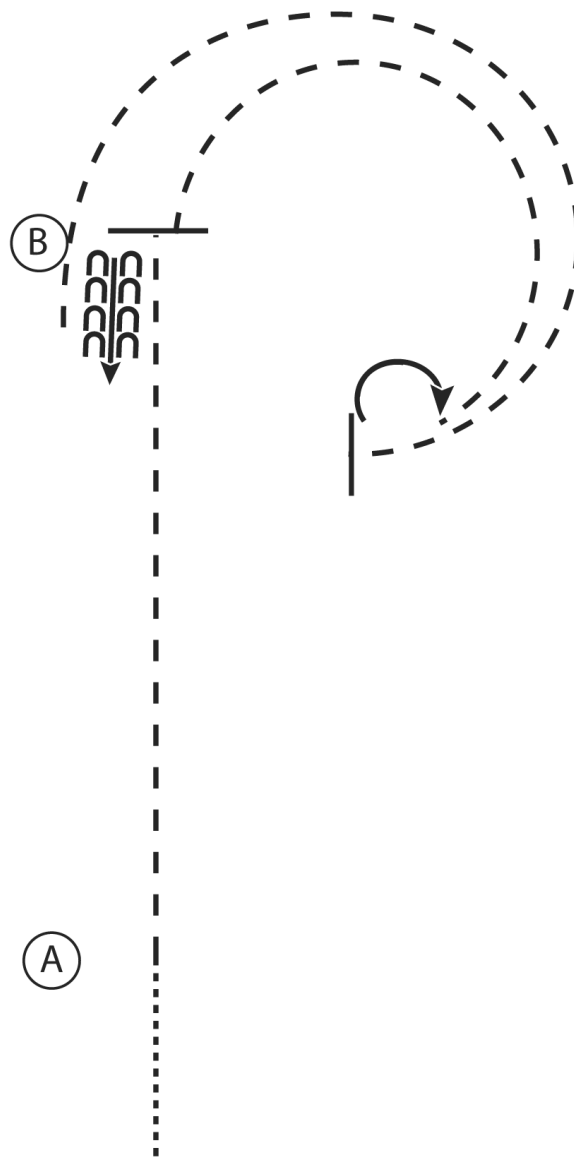
2024 Montana Fair Open Horse Show

Western Horsemanship (Walk Trot)

Show Date: 08-11-2024

www.HorseShowPatterns.com

www.HorseShowPatterns.com



1. Walk to A
2. Jog A to B
3. At B stop and back
4. Jog 3/4 circle to the right
5. Stop and perform a 180 degree turn to the right on the hindquarter
6. Jog a circle back to B
7. Stop at B

Walk
Jog	-----
Extended Jog	-----
Lope	=====
Leg Yield	
Lead Change	↖↗
Back	←←←←←
Marker	(B)
Sidepass	←←←←←

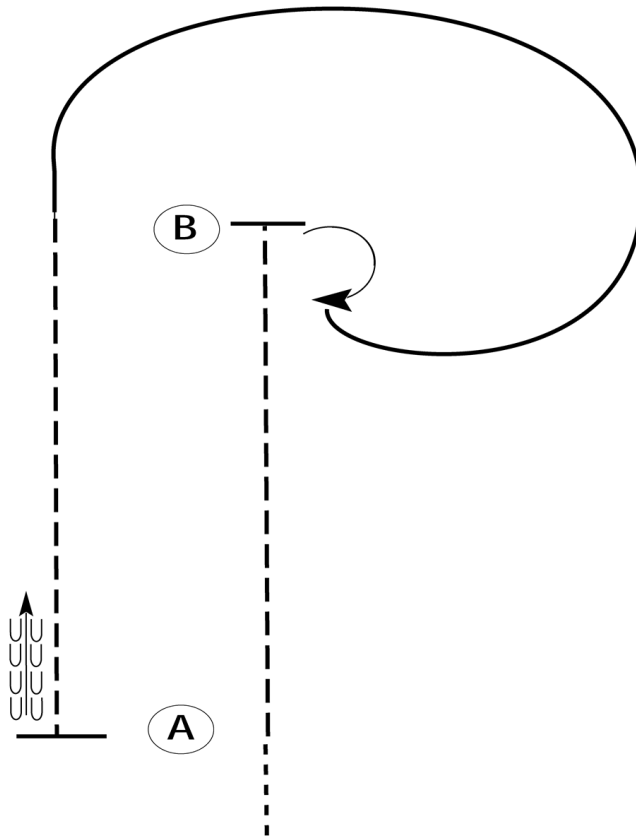
[WH/WT-12]

Pattern Provided by:
Show Management

2024 Montana Fair Open Horse Show

Western Horsemanship (Youth All Ages)

Show Date: 08-11-2024



Be ready before A.

1. Walk to A.
2. Jog to B.
3. Turn 180 degrees to the right.
4. Lope on the left lead back around to B.
5. Jog from B to A.
6. Stop at A and back approximately one horse length.

Follow the instructions of your ring steward.

Walk	-----
Jog	- - - - -
Extended Jog	— — — —
Lope	—————
Leg Yield	
Lead Change	— / —
Back	← — — —
Marker	ⓑ
Sidepass	← — — — →

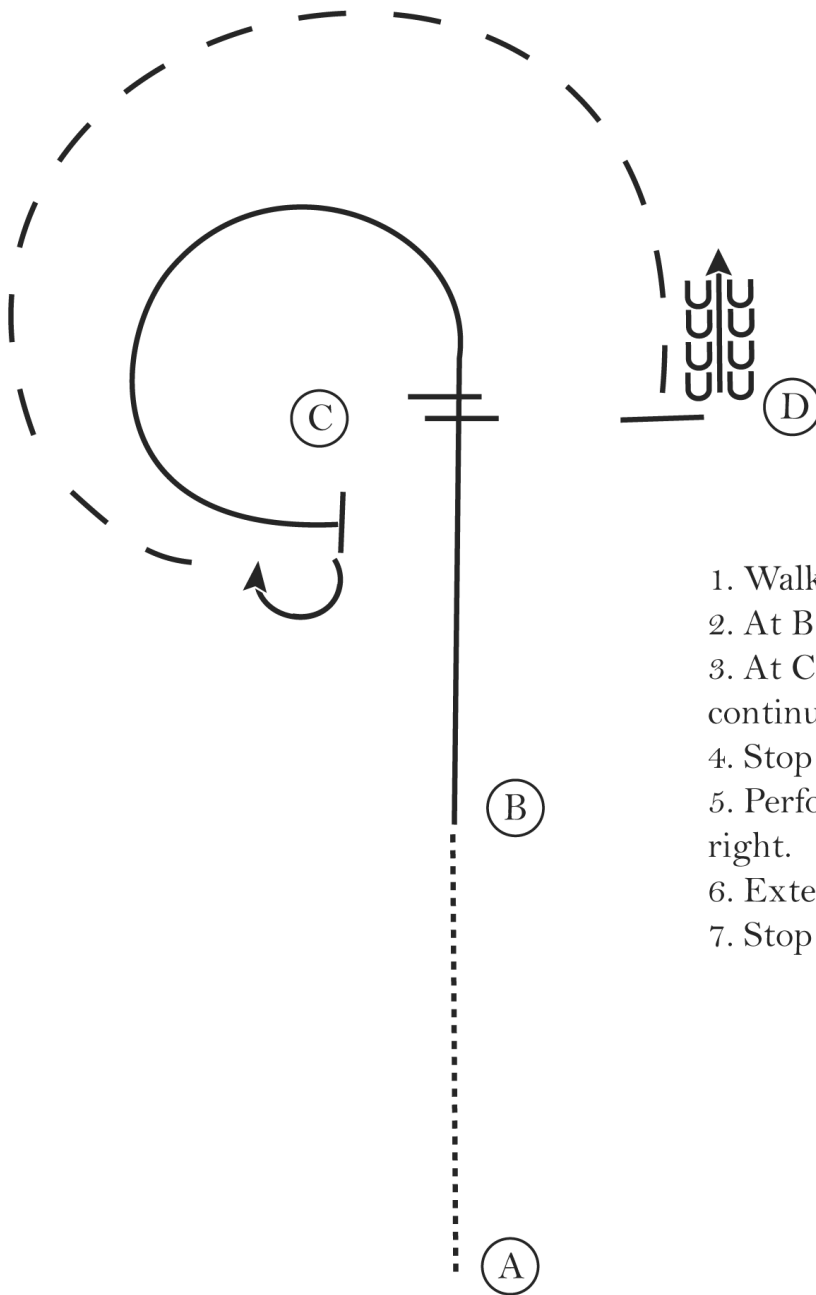
[WH/1-44]

Pattern Provided by:
Show Management

2024 Montana Fair Open Horse Show

Western Horsemanship (Open)

Show Date: 08-11-2024



1. Walk A to B.
2. At B lope on the right lead to C.
3. At C perform a lead change and continue on the left lead around C.
4. Stop at C.
5. Perform a 180 degree turn to the right.
6. Extend the jog around C.
7. Stop at D and back 4 steps.

Walk
Jog	-----
Extended Jog	-----
Lope	=====
Leg Yield	
Lead Change	↗↘
Back	←←←←
Marker	(B)
Sidepass	←---→

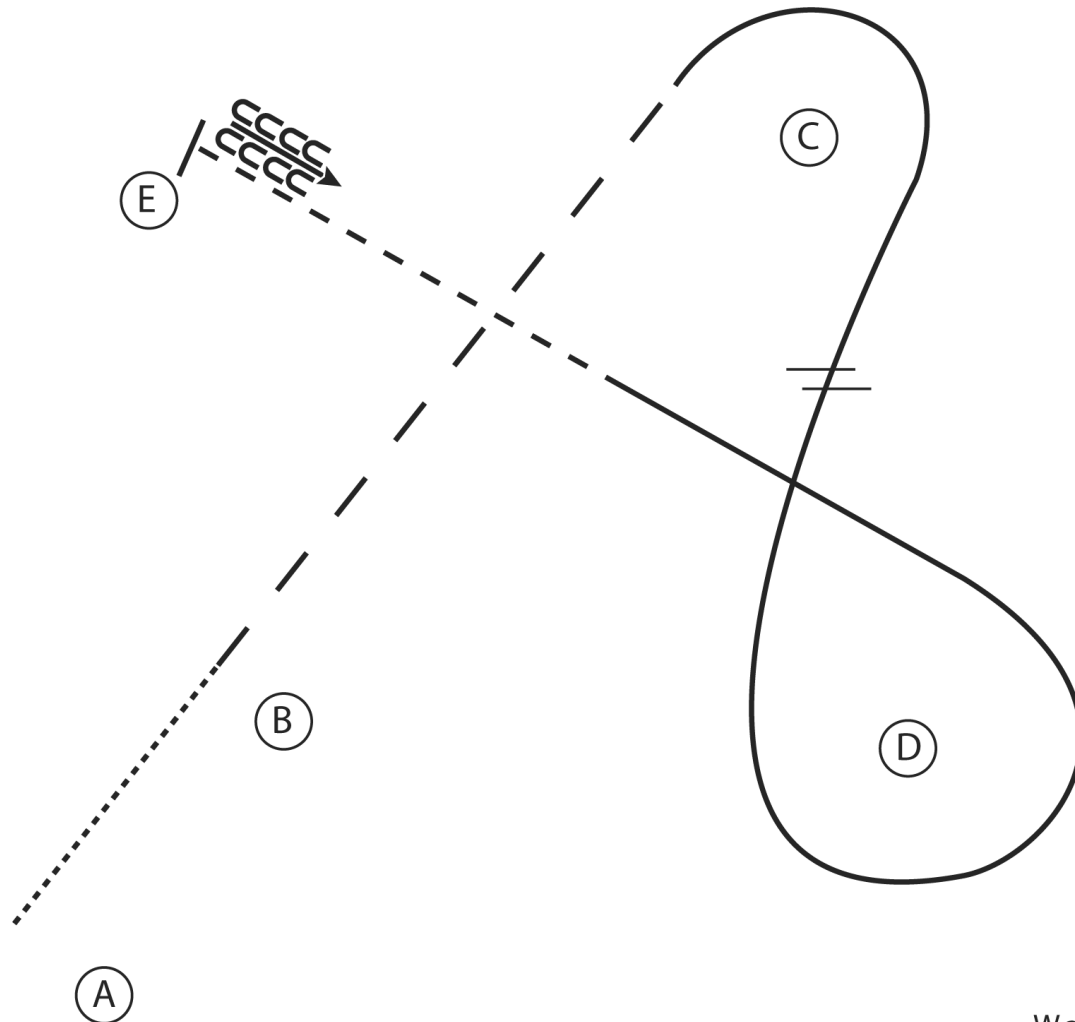
[WH/2-1]

Pattern Provided by:
Show Management

2024 Montana Fair Open Horse Show

Western Horsemanship (Stakes)

Show Date: 08-11-2024



[WH/2-11]

Pattern Provided by:
Show Management